

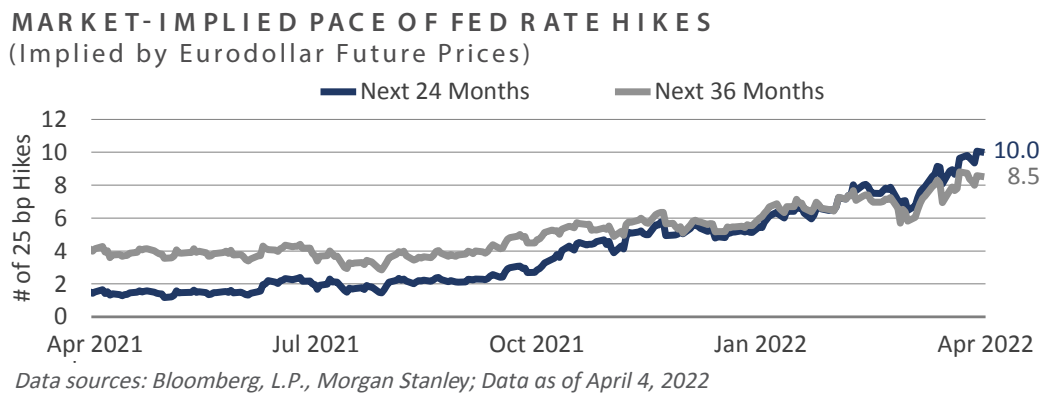
Research Review

Economic Update

Several macro and geopolitical forces helped drive financial market volatility higher in the first quarter, with macro factors such as Fed tightening, persistent inflationary pressures, and a historically tight labor market taking a brief backseat to the vast humanitarian crisis associated with Russia's invasion of Ukraine in late February.

The inflationary issue that has plagued the U.S. economy over the trailing year appears at risk of escaping policymakers' control, given the recent introduction of energy supply disruptions across Europe stemming from the war in Ukraine. For example, crude oil spot prices (WTI) surged more than 30% during the quarter, reaching as high as \$124 per barrel in early March before settling modestly lower to conclude the quarter at \$100.28. Natural gas spot prices witnessed similar upward pressure and gained more than 50% in the quarter.

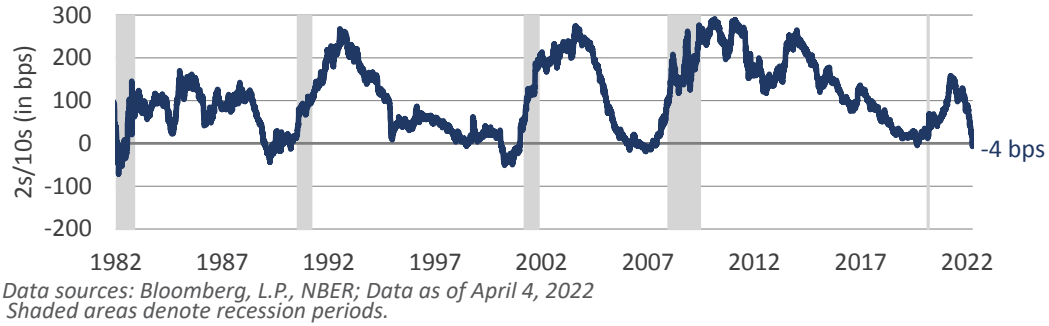
Soaring energy costs and their ultimate transmission into headline inflation measures in the coming months have put policymakers in a challenging position. To contain ongoing inflationary pressures, the Fed initiated "liftoff" from the zero-bound policy rate level in March and signaled at least six 25 basis point increases to the policy rate throughout the year. Market-implied measures of the Fed's expected policy path reflect this hawkish sentiment; at the time of publication, ten 25 basis point rate hikes have been discounted by the Eurodollar futures market over the coming 24-month period.



The steep anticipated Fed policy path, paired with the Fed's guidance at their March meeting indicating \$95 billion of balance sheet runoff expected to begin in May, represents a pivotal shift in monetary policy from an ultra-accommodative stance to one incrementally less so. While consumer balance sheets have recovered significantly since the spring 2020 downturn, the continued inflationary impulse has dented consumer confidence, which slumped to an 11-year low during the quarter, as measured by the University of Michigan's Consumer Sentiment Index.

The Fed's deliberate tempering of inflationary pressures through higher interest rates could ease rising cost pressures over the near term. Still, it might come at the expense of a slowdown in business activity and a rise in risk premiums, particularly among the frothier corners of the investment landscape. Moreover, the Fed has initiated a tightening campaign when much of the Treasury yield curve beyond the 2-year maturity portion appears flat or inverted, which has been historically reflective of pre-recession conditions. The widely referenced spread between 2-year and 10-year Treasury notes inverted at the tail end of the quarter and into the early trading days of April, which may indicate the Fed left financial conditions excessively easy for an extended period and now must tighten policy aggressively or run the risk of getting too far behind the curve.

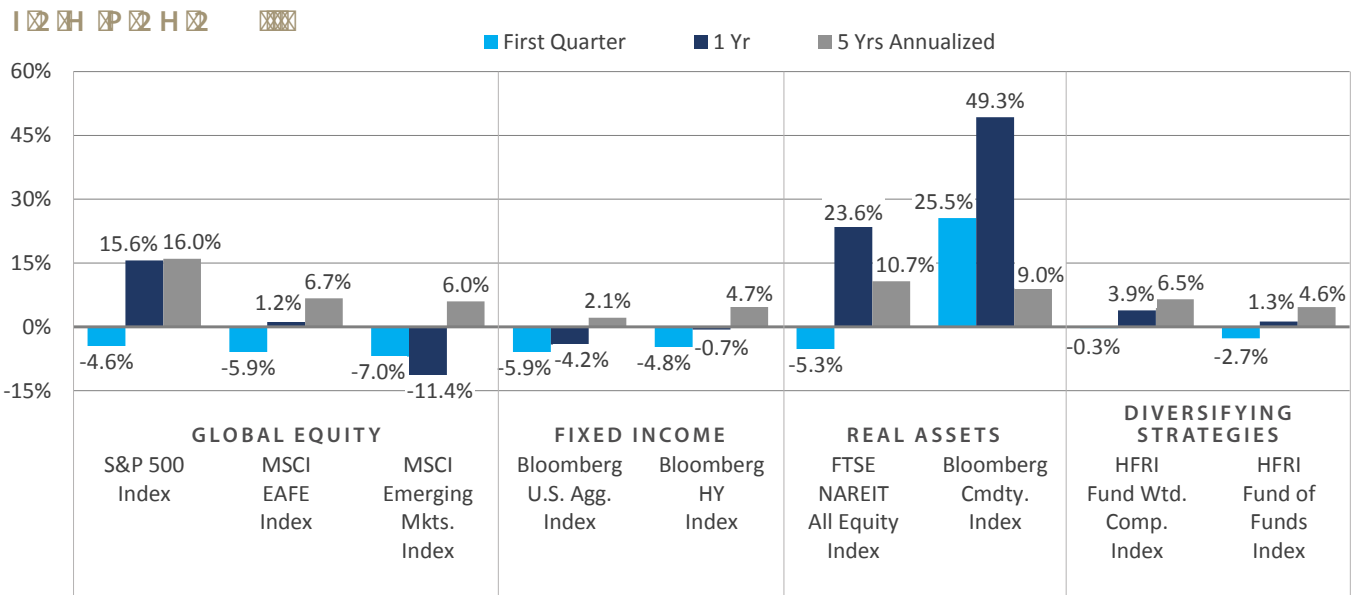
U.S. YIELD CURVE AND BUSINESS CYCLES



However, a flat term structure represents a significant problem for the Fed, as tightening campaigns have historically served to flatten the yield curve further. With both the Fed and the bond market positioned for a substantially higher policy rate in the coming quarters, the margin of error for the Fed appears uncomfortably slim.

In conclusion, both the equity and fixed income markets posted broad-based losses in the first quarter, with performance headwinds stemming from sharply rising inflation, energy prices, and interest rates colliding with the initiation of the Fed's tightening campaign and the outbreak of war in Eastern Europe. While the financial markets appear to have regained some footing in recent weeks, ongoing inflationary pressures and a historically tight labor market have driven sentiment for tighter financial conditions meaningfully higher, with a flat yield curve and continued elevated risky asset valuations serving as complicating factors in the Fed's attempts to get inflation under control without risking tripping the economy into recession.

Market Returns



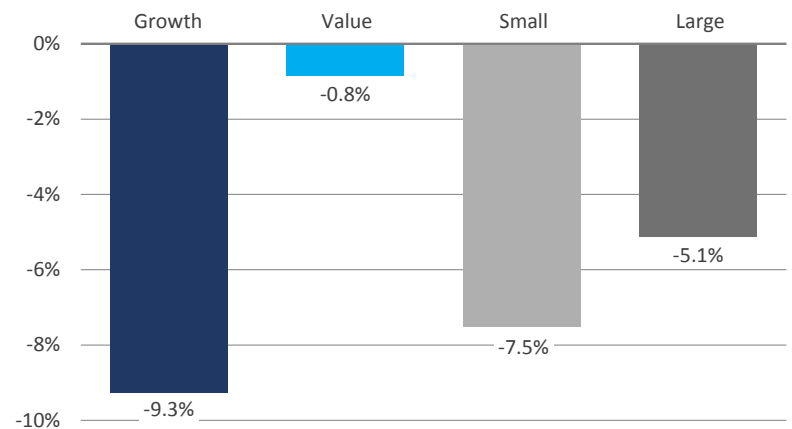
Data sources: Lipper, HedgeFund Research

Global Equity

- The first quarter was defined by volatility among most major equity markets. Investors faced headwinds from nearly every facet of global market drivers during the first quarter of 2022 after a solid ending to 2021. Inflation, geopolitical risks due to the war in Ukraine, and central bank action were just a few significant events behind investors' concerns.
- U.S. value equities outperformed growth equities during the quarter as the rising rate environment has put pressure on long-duration assets with historically high valuations. Additionally, the Russian-Ukrainian conflict has placed tremendous upward pressure on energy prices, which boosted stocks in the energy sector and aided value indices. Large cap domestic equities outperformed small cap equities during the quarter as investors assessed company fundamentals, potential capital access, and debt servicing risks facing small companies.
- Although returns were negative, developed market equities outperformed emerging market equities during the quarter. In addition to Russia's attack on Ukraine weighing on the emerging market index, a resurgence of COVID-19 in China and the nation's lockdown and quarantine response increased concerns of reduced economic activity in the country and further supply chain delays globally.
- Energy price spikes were felt heavily throughout Europe, and the price increases serve as a headwind to economic growth. However, the magnitude of that impact remains to be seen. European economic data has been generally positive—e.g., a strong labor market, fiscal stimulus, and accumulated personal savings during COVID-19 lockdowns—which could help mitigate the impact of increased energy prices and possible rationing throughout the region. The United Kingdom is less reliant on Russian energy than many of its continental neighbors but has higher gas and oil consumption. As such, the UK announced a rebate program to provide support to households facing increased energy prices.

VALUE EQUITIES DECLINED ONLY SLIGHTLY

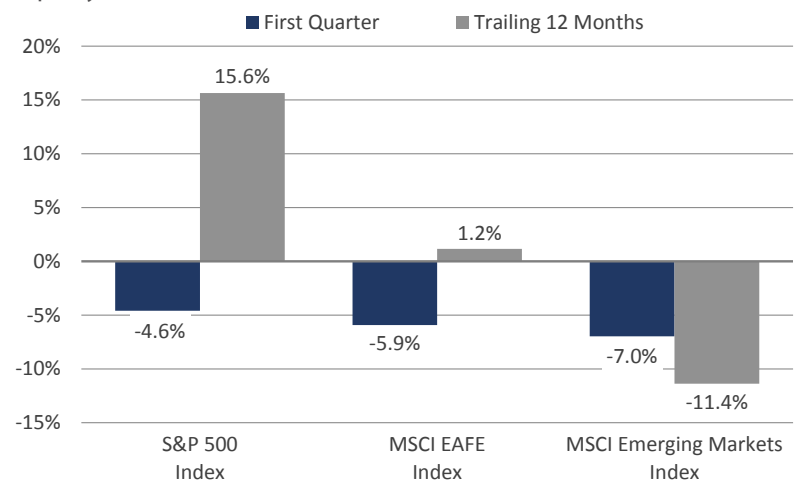
U.S. Style Returns



Data source: FTSE Russell

MAJOR GLOBAL INDICES DECLINED

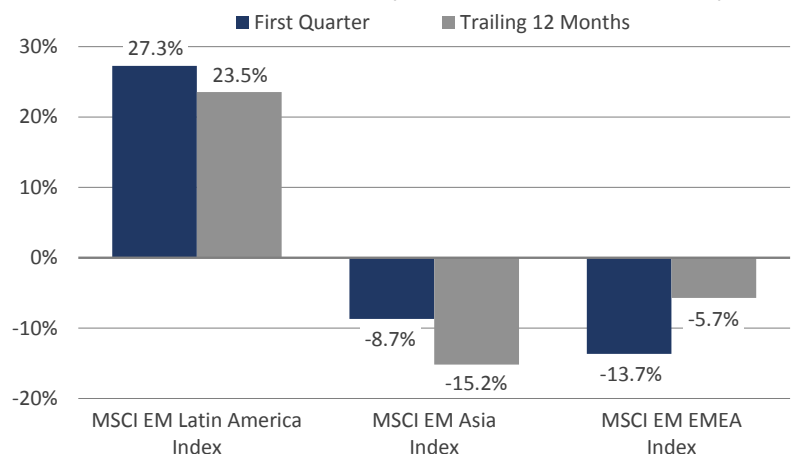
Equity Indices Performance (Returns in U.S. Dollars)



Data sources: S&P, MSCI

EMERGING LATIN AMERICA WAS STRONGLY POSITIVE

MSCI Indices Performance (Returns in U.S. Dollars)



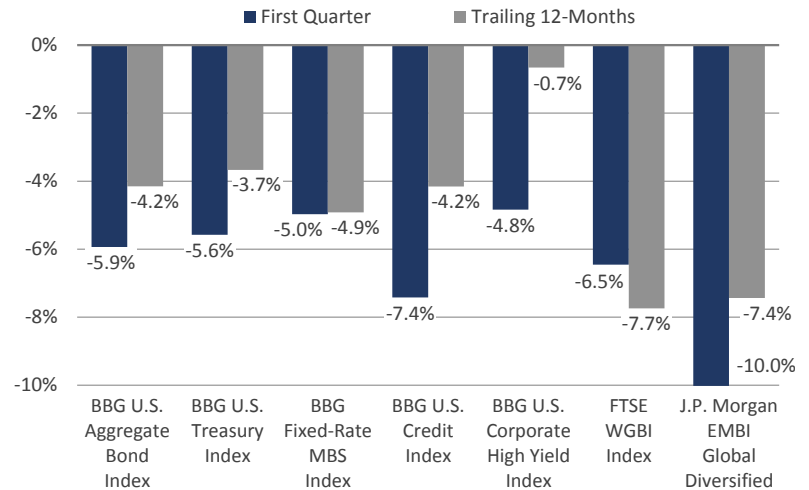
Data source: MSCI

- Latin America was among the best-performing regions within emerging markets, predominately driven by the performance of the Brazilian and Mexican markets, which have both seen tailwinds due to increased energy demand and nearshoring of production.

Fixed Income

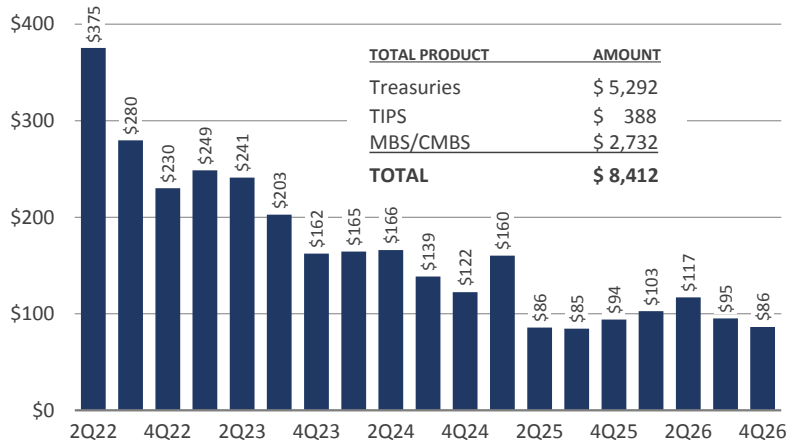
- Rate-sensitive bonds remained under pressure as inflation, and a tight labor market stoked hawkish Fed language. The 2-year U.S. Treasury yield rose a staggering 155 bps to 2.28% during the quarter, nearly overtaking the 10-year U.S. Treasury yield, which rose 80 bps to 2.32%.
- The 10-year/2-year Treasury spread garnered investor intention as the curve flattened and then inverted on an intraday basis. The bellwether metric plummeted 75 bps as the front end of the yield curve priced in hawkish Fed policy. The Fed's Summary of Economic Projections from their March meeting pointed towards a policy rate of 1.9%, a full percentage point above their December estimate. Post-meeting, the market priced in successive 50 bps hikes in May and June. Notably, sell-side firms, such as Citi, are calling for three to four 50 bps hikes for the remainder of 2022.
- February's CPI release saw headline and core prints of 7.9% and 6.4%, respectively, on a year-over-year basis. Consumer balance sheets, which have been a bright spot since the onset of COVID-19, are beginning to bow under inflationary pressures. February's Personal Savings Rate read was 6.3%, falling below its 10-year average of 8.7% and post-COVID-19 rate of 14.0%.
- Corporate credit came under pressure as spreads widened and rates rose. Leveraged loans fared much better than high yield as loans' shorter duration profile and floating-rate coupons insulated them from rising rates. IG and HY spreads reached their widest levels in over a year before retreating as risk appetite reentered the bond market. IG spreads widened 53 bps to 1.45% and finished at 1.16%. More volatile HY spreads rose 111 bps to 4.21% before falling to 3.43% as of quarter-end.

2022 HAS BEEN HISTORICALLY DIFFICULT FOR BONDS Fixed Income Index Returns



Data sources: Bloomberg, L.P., Lipper

OVER \$3 MILLION OF NON-MORTGAGE ASSETS MATURING IN THE NEXT FIVE YEARS Fed's Balance Sheet Five-Year Maturity Wall EX-MBS



Data sources: DoubleLine, Federal Reserve Bank of New York; Data as of March 16, 2022

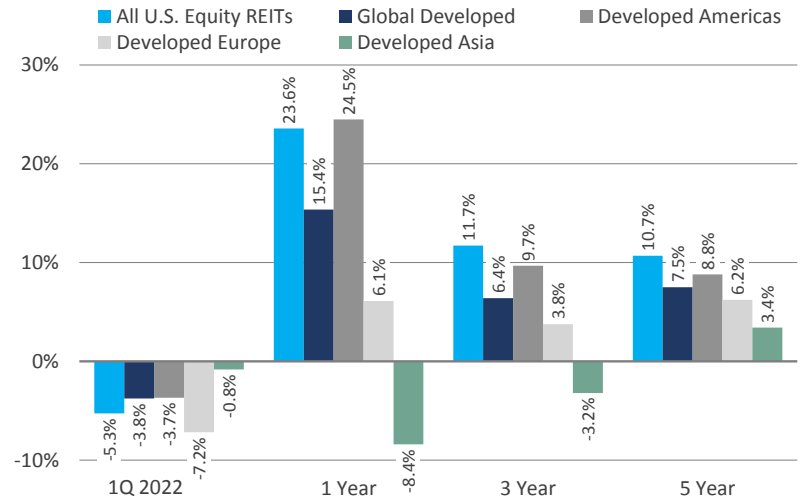
- Securitized sectors were not immune to the risk-off environment during the first quarter. ABS, investment-grade CMBS, and MBS pass-throughs were down -2.9%, -5.6%, and -5.0%, respectively. Unlike other spread sectors, the CMBS new issue market was extremely active, with the first quarter seeing the highest quarterly issuance since before the Great Financial Crisis. Conduit new issuance reached \$10.3 billion while single-asset single-borrower new issuance totaled \$18.7 billion, up 72% and 82% year-over-year, respectively. Below investment grade securities outperformed the top of the capital structure as the need for deals to close to fund transactions was juxtaposed against a spread widening environment.

Real Assets

- Publicly traded real estate securities (REITs) declined in the first quarter on concerns related to the potential impact of higher interest rates on real estate values. Nearly all REIT sectors posted negative returns for the quarter, with data centers, infrastructure (cell towers), and regional malls underperforming the benchmark. Lodging, health care, and office REITs were the lone sectors to post positive performance. As of the end of the first quarter, the yield on REITs stood at 2.9%.
- Similar to the broader market, REITs saw a rotation into value-oriented sectors, with the lodging and office sectors outperforming for the quarter. These property types underperformed over the past year due to concerns about the impact of COVID-19 and its emerging variants on occupancy levels. During the quarter, however, hotels benefited partly from their potential to offer an inflation hedge due to their ability to reset rates daily. After poor performance during the pandemic, office REITs showed attractive valuations compared to other sectors.
- Oil and natural gas prices rose to multi-year highs during the first quarter; energy was the top-performing sector in the S&P 500 with a gain of 39%. Oil ended the quarter at \$100/barrel, up 33% from year-end 2021, driven by tighter supplies, recovering demand, and U.S. sanctions against Russian oil following Russia's invasion of Ukraine.
- Natural gas prices rose 58% during the first quarter to close at \$5.64/MMBtu. Colder winter weather and the geopolitical situation in Europe were the key factors contributing to higher natural gas prices. Europe remains heavily reliant on Russian oil and natural gas imports and is struggling to secure gas from other sources as it seeks to reduce Russian imports.

REAL ESTATE VALUES DECLINED GLOBALLY

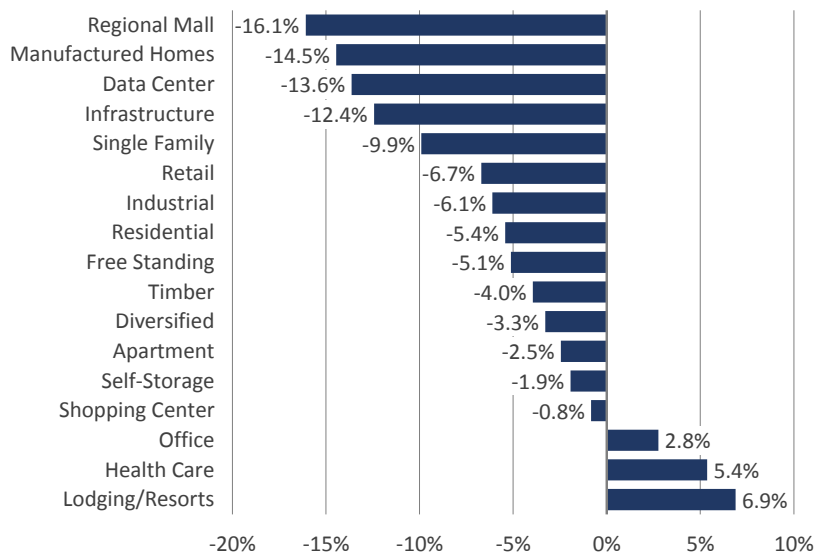
Trailing REIT Performance by Geography



Data source: NAREIT

VALUE-ORIENTED REAL ESTATE OUTPERFORMED

U.S. REIT Trailing Performance, First Quarter 2022

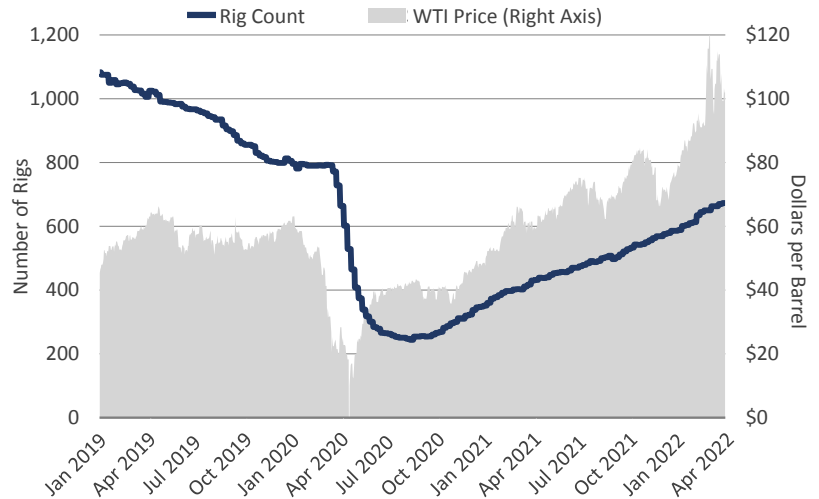


Data source: NAREIT

- Higher oil prices contributed to elevated gasoline prices, with the average cost of gas in the U.S. rising 37% in the first quarter. The Biden administration responded by announcing the largest-ever release from the Strategic Petroleum Reserve of one million barrels of crude oil per day, up to 180 million total barrels over the next six months. However, crude inventories in the U.S. remain below the five-year average, and the uncertainty around the ability to bring more crude production online kept prices elevated.
- The global energy markets are facing extraordinary uncertainty as European countries looking to sanction Russian oil and gas in response to the Russia-Ukraine conflict need to reconfigure supply chains and seek alternative sources of traditional energy. Germany took a significant step in this direction by halting the certification of Nord Stream 2, the 750-mile pipeline running through the Baltic Sea that was completed in September 2021 to bring additional gas into Europe.
- Years of underinvestment have made it challenging for energy companies to ramp up production to meet growing demand. OPEC has remained steadfast in its commitment to incremental production increases. However, global spare production capacity for oil is at multi-year lows.
- Other commodity markets saw significant increases driven by the war in Eastern Europe, which is expected to exacerbate supply chain issues and impact a broad range of commodities, including grains, fertilizer, and basic materials. These events contributed to record gains in commodity futures indexes during the quarter, with the Bloomberg Commodity Index increasing by 25%. Within commodity markets, the focus remains on exports from Russia and Ukraine, including potential shortages of wheat, fertilizer, and nickel—among others—all of which have seen volatility and price increases through the first quarter of 2022.

OIL PRICES JUMPED AMID WAR

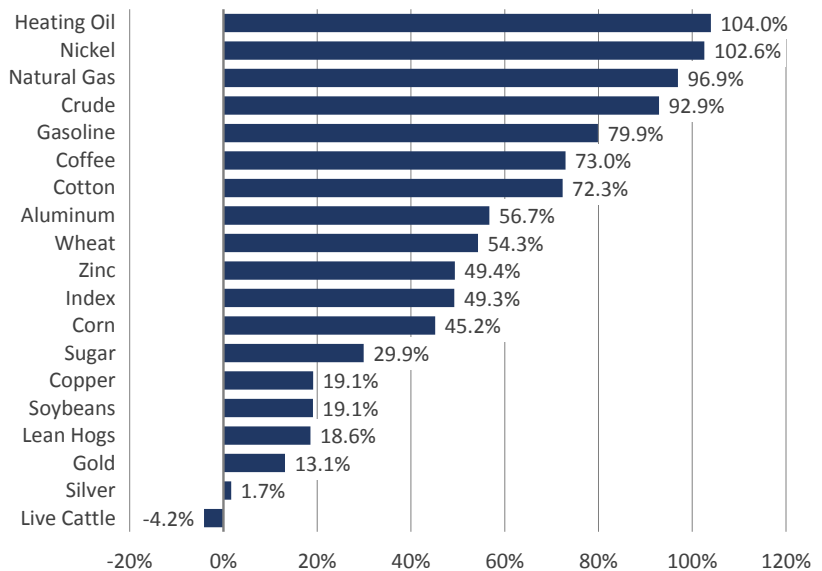
U.S. Rig Count and WTI Price



Data source: Bloomberg, L.P.

ENERGY AND AGRICULTURE COMMODITIES HAVE SKYROCKETED

U.S. Commodity Trailing Performance, Trailing 12 Months

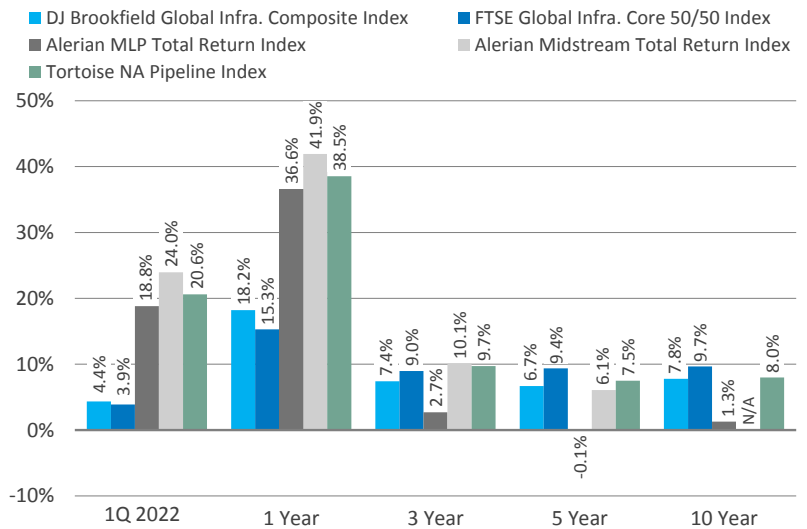


Data source: Bloomberg, L.P.

- Midstream energy infrastructure, as measured by the Alerian MLP Index, significantly outperformed the broader market, benefiting from strength in energy-related commodity prices through the first quarter of 2022. Growing demand from Europe for U.S. liquified natural gas contributed to gains in midstream energy, as U.S. natural gas has quickly become recognized as a global commodity. North American-based midstream companies are expected to benefit as the U.S. emerges as the world's largest exporter of liquified natural gas (LNG) in 2022.
- Listed infrastructure stocks, as measured by the FTSE Global Core Infrastructure 50/50 Index, rose just under 4% in the first quarter, led by gains in energy infrastructure stocks and railroads. Declines in telecommunication infrastructure stocks offset these gains; however, listed infrastructure outperformed the broader equity markets, pushing first-quarter performance into positive territory.

INFRASTRUCTURE BENEFITED FROM INFLATION

Listed Infrastructure Trailing Returns



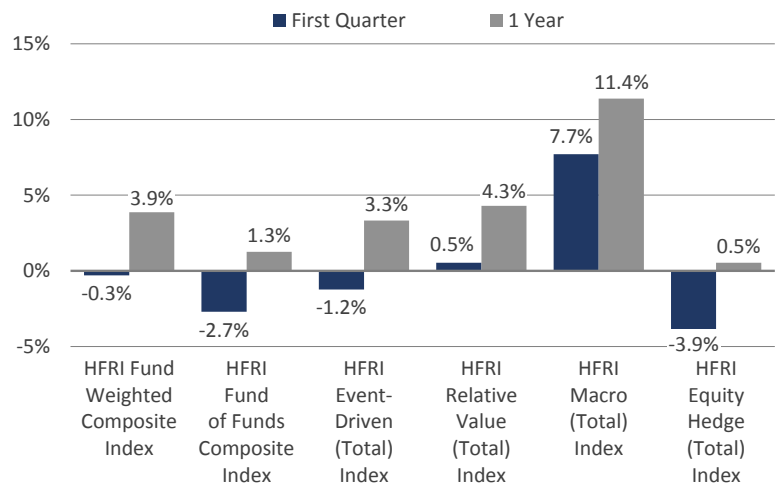
Data source: Bloomberg, L.P.

Diversifying Strategies

- Hedge funds continued to perform relatively well in the first quarter despite heightened volatility. Outside of hedged equity, most underlying strategies' returns were positive, with a few exceptions.
- Global macro funds enjoyed strong performance throughout the first quarter. Commodities were the underlying story within global macro as several market trends held steady, notably surging energy prices. Short positions within fixed income markets were also positive contributors to performance.
- Hedged equity managers bounced back from a rocky start at the beginning of the quarter to end on a positive note. Technology and healthcare specialists endured significant losses in January. The health care sector broadly ended the quarter with a gain while the technology side declined.

HEDGE FUNDS AVOIDED MAJOR DECLINES

HFRI Indices Performance Returns (U.S. Dollars)



Data source: HedgeFund Research

- Event-driven and relative value managers tended to generate slight gains or relatively modest losses. Both strategies finished the quarter strong. The most significant declines occurred within the relative value sector in sovereign fixed income due to the Russia-Ukraine conflict.

OUR OFFICES

Century City

2029 Century Park East, Suite 3160
Los Angeles, CA 90067
(310) 461-1172

Los Angeles

2301 Rosecrans Avenue, Suite 2110
El Segundo, CA 90245
(310) 725-0210

Manhattan Beach

820 Manhattan Avenue, Suite 102
Manhattan Beach, CA 90266
(310) 698-8100

North Palm Beach

1295 U.S. Highway 1
North Palm Beach, FL 33408
(561) 693-3255



OUR EXPERTISE. YOUR LEGACY.™

Honesty, integrity, authenticity and expertise are at the heart of the premier client service experience. While this may sound old-fashioned, we believe this remains revolutionary and is at the core of everything we do.